



1. About the index

The Chimaera Australian Mining Index measures the performance of the Australian based mining sector within the ASX listed equity universe. The index includes 70 of the largest publicly-traded companies in minerals and exploration businesses that meet specific investability and liquidity requirements.

As the Index is designed to provide a comprehensive and objective indicator of the Australian metals and mining sector, it is reconstituted regularly to ensure the very large stocks by capitalisation, including the global diversified miners, do not distort the performance and characteristics of this sector.

From an investment perspective, the Index provides a liquid exposure to Australian high-growth bulk commodities companies, the main beneficiaries of the expected continuing growth in demand for resources, from the global growth engines of Asia.

2. Index Methodology

The Index uses a modified market cap. weighting scheme. Constituent weights are driven by size and no single stock has a weight of more than 5%. The Index had a base value of 1000 as at the commencement date on 20 December 2004.

Using the ASX universe combined with detailed company specific classification techniques, the index captures stocks by business description in addition to their Global Industry Classification Standard (GICS®). As such, the Index tracks a liquid exposure to an investment theme that cuts across traditional industry definitions and geographical boundaries.

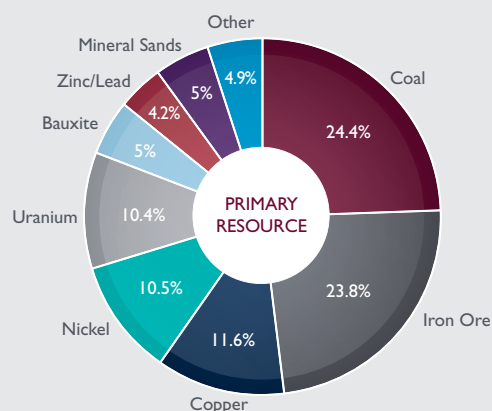
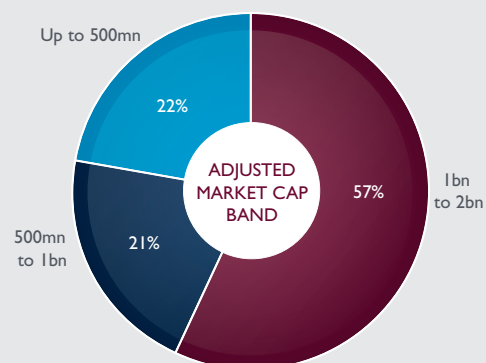
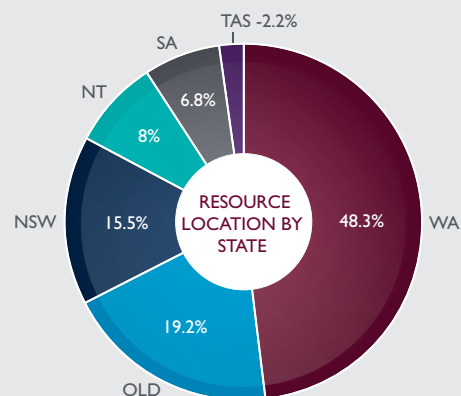
The Investment Universe is the ASX Materials and Energy Global Industry Classification Standard (GICS®) sectors. Filters are run against this list, the first of which eliminates companies which are above A\$10bn in market capitalisation. Further filtering removes those companies, primarily the global diversified mines, who choose to list in Australia, but have business focus or primary assets located in foreign markets, as well as gold and oil related companies whose primary resource prices are affected by highly volatile cross market investment themes.

The result is a unique group of producers, emerging producers and explorers of Australian base metals and bulk commodities.

3. Index Characteristics

	Adjusted Market Cap (\$b)	Total Market Cap (\$b)
Constituent Market Cap	31.2	43.7
Average Constituent Size	0.45	0.62
Largest Constituent Size	1.56	4.26
Smallest Constituent Size	0.04	0.04
Median Constituent Size	0.19	0.16
% Index Weight Largest Constituent	5.00%	9.75%
Top 5 Holdings (% Market Share)	25.00%	41.51%

4. Index Composition



Chimaera Index Series Group

Melbourne
 Telephone: +61 3 8614 8400
 Facsimile: +61 3 8614 8410

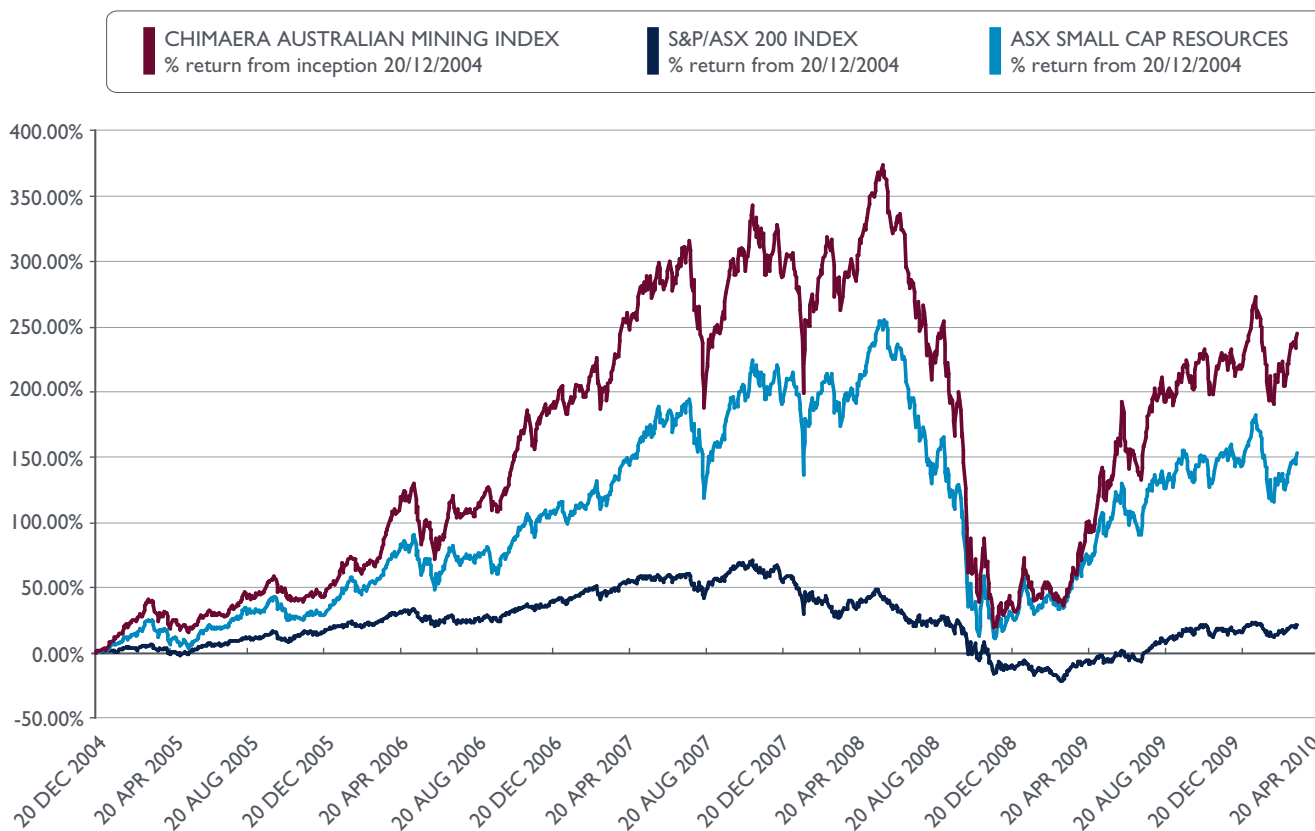
Hong Kong
 Telephone: +852 2166 9500
 Facsimile: +852 2166 9510

Singapore
 Telephone: +65 6594 3800
 Facsimile: +65 6408 3948





5. Performance



AS at 18 March 2010	1 Month %	3 Months %	6 Months %	1 Year %	5 Years %	Since Inception % 20/12/2004
Chimaera Australian Mining Index (PR)	8.12%	8.35%	7.56%	134.35%	147.28%	244.83%
Chimaera Australian Mining Index (TR)	8.24%	8.61%	8.14%	136.73%	170.01%	278.81%
S&P / ASX 200 Index	4.47%	4.57%	3.62%	41.11%	14.45%	21.78%
ASX Small Cap Resources	7.72%	3.95%	-0.80%	77.09%	102.97%	153.18%

6. Top 5 Constituents - March 2010

Constituent	Symbol	Main Resource
Alumina Ltd	AWC	Bauxite
Energy Resources of Australia Ltd	ERA	Uranium
OZ Minerals Ltd	OZL	Copper
Aquila Resources Ltd	AQA	Coal
Macarthur Coal Ltd	MCC	Coal

Further Information

Singapore

Andrew Kemp
Telephone: +65 9297 5124
+65 6594 3800

Hong Kong

Waiman Hui
Telephone: +852 5313 2109
+852 2166 9500

Melbourne

Simon Wallace
Telephone: +61 404 824 796
+61 3 8614 8400

