

1. About the index

The Chimaera Australian Energy Index measures the performance of the Australian based energy sector within the ASX listed equity universe. The index includes approximately 40 of the largest publicly-traded companies directly involved with extraction and exploration of energy related resources, that meet specific investability and liquidity requirements.

As the Index is designed to provide a comprehensive and objective indicator of the Australian energy sector, it is organised to ensure the very large stocks by capitalisation do not distort the performance and characteristics of this sector:

The index includes companies that have primary business focus in Australia as well as peripheral locations such as the Papuan basin and Timor Sea regions to Australia's north. As such, it provides a liquid representation of the Australian Oil and Gas, and alternative energy sector:

2. Index Methodology

The Index uses a modified market cap. weighting scheme. Constituent weights are driven by size and no single stock has a weight of more than 7.5%. The Index had a base value of 1000 as at the commencement date on 15 December 2004.

Using the ASX universe combined with detailed company specific classification techniques, the index captures stocks by business description in addition to their Global Industry Classification Standard (GICS®). As such, the Index tracks a liquid exposure to an investment theme that cuts across traditional industry definitions and geographical boundaries.

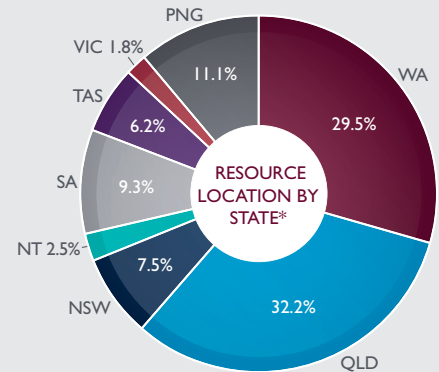
The Investment Universe is the ASX Energy and Utilities Global Industry Classification Standard (GICS®) sectors. Filters are run against this list, the first of which eliminates companies which fail to meet certain liquidity requirements. Further filtering removes those companies, who choose to list in Australia, but have business focus or primary assets located in foreign markets. Coal and Uranium companies are also eliminated from the index, the application of these commodities more closely aligned to the metals and mining sector:

The result is a unique group of producers, emerging producers and explorers, which accurately represent the performance of the Australian energy industry.

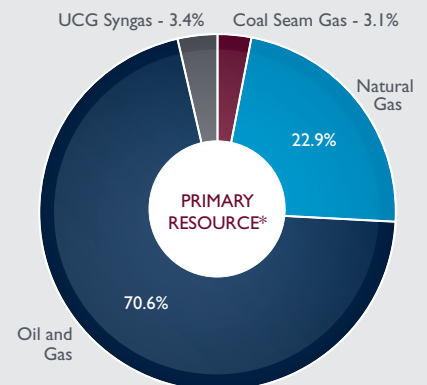
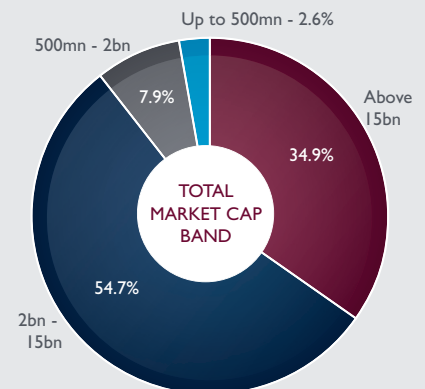
3. Index Characteristics

| | Modified Market Cap (\$b) | Total Market Cap (\$b) |
|------------------------------------|---------------------------|------------------------|
| Number of Constituents | 37 | 37 |
| Constituent Market Cap | 12.1 | 75.7 |
| Average Constituent Size | 0.33 | 2.05 |
| Largest Constituent Size | 0.91 | 26.40 |
| Smallest Constituent Size | 0.03 | 0.03 |
| Median Constituent Size | 0.15 | 0.15 |
| % Index Weight Largest Constituent | 7.50% | 34.87% |
| Top 5 Holdings (% Market Share) | 37.50% | 89.54% |

4. Index Composition



*Modified Market Cap Data



*Modified Market Cap Data

Chimaera Index Advisors

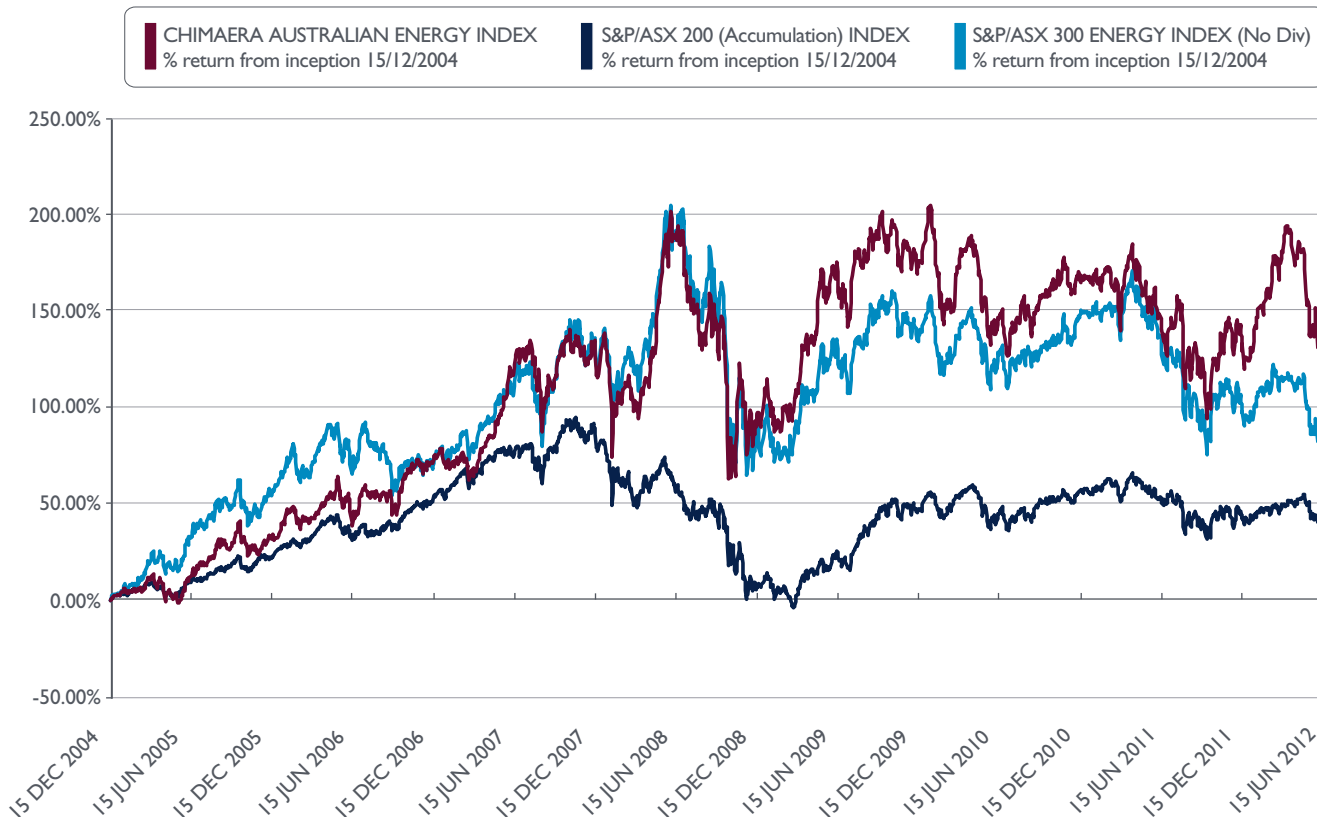
Melbourne
 Telephone: +61 3 8614 8400
 Facsimile: +61 3 8614 8410

Hong Kong
 Telephone: +852 2166 9500
 Facsimile: +852 2166 9510

Singapore
 Telephone: +65 6594 3800
 Facsimile: +65 6594 3810



5. Performance



| AS at 15 June 2012 | 1 Month % | 3 Months % | YTD % | 1 Year % | 5 Years % | Since Inception % 15/12/2004 | Since Inception % Annualised |
|---------------------------------------|-----------|------------|--------|----------|-----------|------------------------------|------------------------------|
| Chimaera Australian Energy Index | -3.07% | -15.55% | 5.45% | -3.71% | 6.37% | 136.44% | 12.15% |
| Chimaera Australian Energy Index (TR) | -3.07% | -15.55% | 5.98% | -2.64% | 13.76% | 168.45% | 14.06% |
| S&P / ASX 200 (accum) Index | -4.66% | -4.35% | 2.18% | -6.76% | -19.39% | 42.71% | 4.85% |
| ASX 300 Energy Index | -4.40% | -12.73% | -2.56% | -20.41% | -12.25% | 87.21% | 8.72% |

6. Top 5 Constituents – June 2012

| Constituent | Symbol | Main Resource |
|------------------------|--------|---------------|
| Woodside Petroleum Ltd | WPL | Oil and Gas |
| Origin Energy Ltd | ORG | Oil and Gas |
| Santos Ltd | STO | Oil and Gas |
| Oil Search Ltd | OSH | Oil and Gas |
| AGL Energy Ltd | AGK | Natural Gas |

Further Information

Singapore
Telephone: +65 6594 3800

Hong Kong
Telephone: +852 2166 9500

Melbourne
Telephone: +61 3 8614 8400

Website
www.chimaeraindexseries.com

Chimaera Bloomberg Homepage
CHIM <GO>

This publication has been prepared by Chimaera Index Advisors. It is general information only and is not intended to provide you with financial advice or take into account your objectives, financial situation or needs. To the extent permitted by law, no liability is accepted for any loss or damage as a result of any reliance on this information. Further information can be obtained by visiting www.chimaeraindexseries.com.

The Chimaera Australian Mining Index (the "Index") is the exclusive property of Chimaera Capital Limited, which has contracted (the "Master Agreement") with ("S&P") to maintain and calculate the Index. Standard & Poor's® and S&P® are registered trademarks of Standard & Poor's Financial Services LLC "Calculated by S&P Custom Indices" and its related stylized mark(s) are service marks of Standard & Poor's Financial Services LLC and have been licensed for use by Chimaera Capital Limited. S&P and its affiliates shall have no liability for any errors or omissions in calculating the Index."

