

# CHIMAERA SUPER FRANKED INCOME

INDEX RETURNS WITH SUPERIOR FRANKED YIELDS

BLOOMBERG: CHIM<go>

30 September 2014

## Investment Objective

The Chimaera Super Franked Income Model is designed to generate high levels of franked income from an index based Australian equity Portfolio.

The Super Franked Income model is designed to accumulate a superior, highly franked income stream over a full year through portfolio rotation into the safest stocks. This rotation reduces the need to overreach for yield, in turn limiting the capital risk associated with exposures which exhibit a low probability of consistent payment of dividends.

## Investment Strategy and Approach

The Chimaera Super Franked Income model consists of 30 - 60 ASX listed blue chip companies in similar sector proportions to widely recognised broad based Australian market indices such as the S&P / ASX 200.

The strategy achieves a superior dividend stream through quarterly rebalancing designed to capture the upcoming dividend payments of a carefully screened subset of ASX listed companies which meet various investability criteria.

Index Returns								Annualised Returns	
		Sep 14- To Date	Jun14- Aug14	Mar14- May14	Dec13- Feb14	Sep13- Nov13	Jun13- Aug13	FY 2013/14	Since Inception %
CSFI Managed Account*	Accumulation Return %	-4.42%	2.78%	1.54%	1.74%	6.51%	4.48%	16.49%	5.86%
	Dividend Yield %	1.10%	1.52%	1.69%	1.37%	2.59%	1.72%	8.25%	7.81%
	Franked Yield %	0.43%	0.58%	0.68%	0.50%	1.02%	0.69%	3.17%	3.07%

S&P ASX 200	Accumulation Return %	-5.38%	3.48%	2.76%	2.60%	4.86%	5.33%	17.43%	6.29%
	Dividend Yield %	0.57%	1.03%	1.11%	0.99%	1.21%	1.05%	4.43%	4.49%
	Franked Yield %	0.25%	0.41%	0.52%	0.33%	0.51%	0.32%	1.68%	1.77%

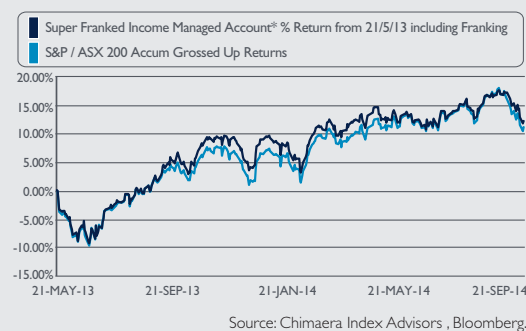
STW	Accumulation Return %	-5.39%	2.94%	2.86%	2.50%	4.86%	4.92%	17.20%	5.59%
	Dividend Yield %	0.00%	1.89%	0.00%	2.46%	0.00%	1.65%	4.97%	4.49%
	Franked Yield %	0.00%	0.45%	0.00%	1.00%	0.00%	0.48%	1.65%	1.44%

This publication has been prepared by the Chimaera Index Advisors. It is general information only and is not intended to provide you with financial advice or take into account your objectives, financial situation or needs. To the extent permitted by law, no liability is accepted for any loss or damage as a result of any reliance on this information. Further information can be obtained by visiting [www.chimaeraindexseries.com](http://www.chimaeraindexseries.com).

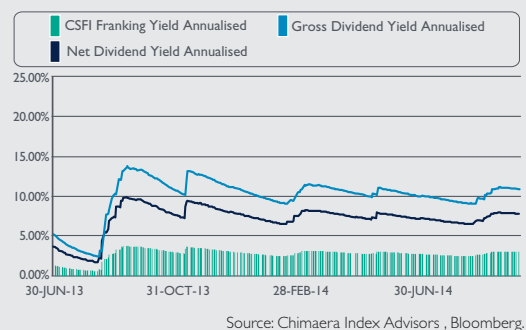
## Key Benefits

- Invest for tax efficient equity income, in a diversified portfolio of ASX listed blue chip and high quality companies.
- Superior franked income achieved free from leverage or option overlay, combined with high levels of franking for the efficient allocation of imputation credits
- Long term price returns consistent with Australian equity market risk profile.
- Investors will gain exposure to the broad sector weightings associated with widely accepted market based indices such as the S&P / ASX 200.
- Low transaction Costs
- Compatibility with various equity risk hedging overlay and leverage strategies

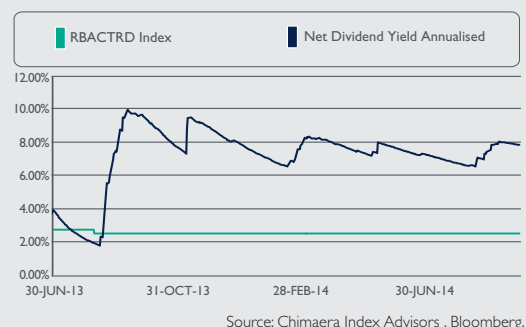
## Accumulation Returns (including Franking)



## Annualised Dividend Yields %



## Dividend Yield % versus RBA Cash Rate



## Melbourne

Telephone: +61 3 8614 8400  
Facsimile: +61 3 8614 8410

## Hong Kong

Telephone: +852 2166 9500  
Facsimile: +852 2166 9510

## Singapore

Telephone: +65 6594 3800  
Facsimile: +65 6594 3810

