

CHIMAERA SUPER FRANKED INDEX

INDEX RETURNS WITH SUPERIOR FRANKED YIELDS

BLOOMBERG: CHIM<go> Praemium: Model CH001

29 May 2015

Investment Objective

The CSFI Managed Account is designed to generate after tax returns that consistently exceed an indexed based return, with high levels of franked income.

Investment Strategy

CSFI Managed Account consists of up to 60 ASX listed blue chip and other high quality companies in similar sector proportions to the main Australian market index, the S&P/ASX 200. The strategy achieves a superior dividend stream through quarterly rebalancing designed to capture the upcoming dividend payments of a carefully screened subset of ASX listed companies which meet various investability criteria.

Security Eligibility

- ASX listed companies with a market capitalisation greater than A\$500m.
- Daily trading value greater than A\$1m, measured over the preceding 3 month trading period.
- Strong dividend history - no omitted dividend at last scheduled payment date.
- Franking % must be greater than 25% at the last regular dividend payment date.
- Larger exposures are capped at 14% at each quarterly rebalancing where necessary.

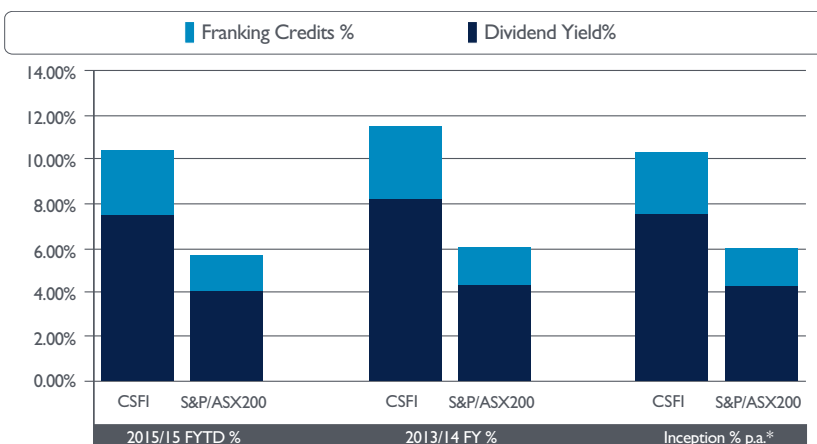
Key Performance Stats - 29th May 2015						
	2014/15 FYTD %		2013/14 FY %		Inception % p.a.*	
	CSFI	S&P/ASX 200	CSFI	S&P/ASX 200	CSFI	S&P/ASX 200
Accum. Return (incl Franking) %	10.93%	13.16%	19.70%	19.09%	11.51%	11.92%

Dividend Yield %	7.53%	4.15%	8.28%	4.43%	7.61%	4.35%
Franking Yield %	2.90%	1.65%	3.18%	1.65%	2.74%	1.59%

Dividend Yield % (Gross)	10.44%	5.80%	11.46%	6.09%	10.34%	5.94%
--------------------------	--------	-------	--------	-------	--------	-------

* Source: Bloomberg, Chimaera Index Advisors - Inception 21 May 2013

Yield Comparison: CSFI vs S&P/ASX 200 Accum

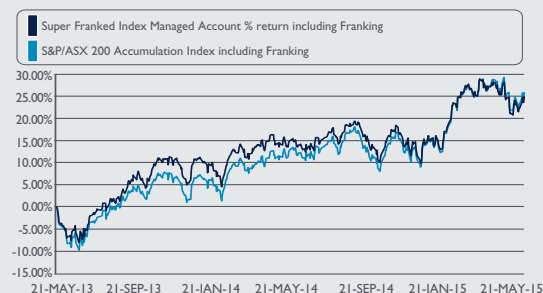


*Source: Bloomberg, Chimaera Index Advisors - Inception 21 May 2013

Key Benefits

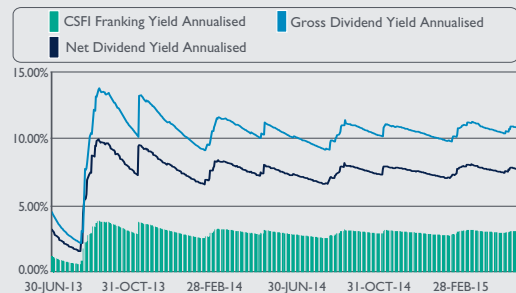
- Invest for tax efficient equity income, in an index tracking diversified portfolio of ASX listed blue chip companies.
- Investors gain exposure to the sector weightings of the S&P/ASX 200.
- Long term price returns consistent with the Australian equity market risk profile.
- Superior franked income achieved free from leverage or option overlays.
- Low transaction Costs
- Compatibility with various equity risk hedging overlays and leverage strategies

Annualised Returns (including Franking)



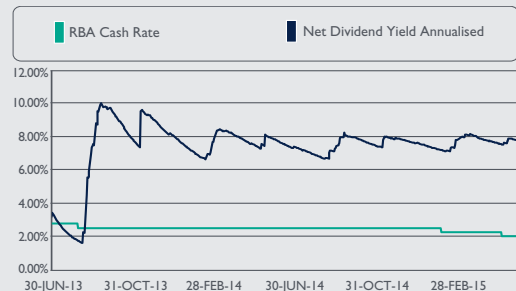
Source: Chimaera Index Advisors, Bloomberg.

Annualised Dividend Yields %



Source: Chimaera Index Advisors, Bloomberg.

Dividend Yield % versus RBA Cash Rate



Source: Chimaera Index Advisors, Bloomberg.

Melbourne

Telephone: +61 3 8614 8400
Facsimile: +61 3 8614 8410

Hong Kong

Telephone: +852 2166 9500
Facsimile: +852 2166 9510

Singapore

Telephone: +65 6594 3800
Facsimile: +65 6594 3810

